

Pisla HTT

Brings warmth to your home.





PISLA HTT FIREPLACE PRODUCTS – PLANNED TO WORK IN YOUR HOME

Fireplaces create atmosphere and give warmth. Pislá's HTT fireplace door series are designed for both of these purposes.

From wide model selection you can find stylish door series for every fireplace. Through the door you can see a beautiful sight to living fire. At the same time the fire gives rapid radiation heat to the room and creates an attractive play of light and shadows to near of fireplace.

Air draught controls give the possibility to adjust just optimal level of air, so that combustion would

be effective and clean. Good burning process gives plenty of rapid radiation heat and also reserves heat so much as possible to mass of fireplace and gives that heat a long time.

There are many ways to use fireplace. You can use it only sometimes to create atmosphere or you can burn bigger fire every day for heating. Pislá's HTT doors are designed to work, last and look good in every situation. Every door is checked individually in factory for guaranteeing faultless operation and long working life.



Pisla HTT 102

Fireplace door, with glass

Product code	40100130
Color	black
Masonry frame mm	410 x 410
External dimensions mm	500 x 500
Weight kg	19



Pisla HTT 107

Fireplace door, with glass

Product code	40100310
Color	black
Masonry frame mm	550 x 480
External dimensions mm	640 x 565
Weight kg	27,5



Pisla HTT 108

Fireplace door, with glass and grid

Product code	40100330
Color	black
Masonry frame mm	550 x 480
External dimensions mm	640 x 565
Weight kg	28,5



Pisla HTT 105

Soot door

Product code	40400070
Color	black
Masonry frame mm	130 x 130
External dimensions mm	170 x 170
Weight kg	2



Pisla HTT 106

Fireplace door, with glass and grid

Product code	40100330
Color	black
Masonry frame mm	550 x 480
External dimensions mm	640 x 565
Weight kg	28,5



Pisla HTT 111

Soot door

Product code	40400070
Color	black
Masonry frame mm	130 x 130
External dimensions mm	170 x 170
Weight kg	2



Pisla HTT 115

Fireplace door, solid

Product code	40100030
Color	black
Masonry frame mm	410 x 410
External dimensions mm	500 x 500
Weight kg	22



Pisla HTT 116

Fireplace door, with glass

Product code	40100170
Color	black
Masonry frame mm	410 x 410
External dimensions mm	500 x 500
Weight kg	20



Pisla HTT 117

Fireplace door, with glass and grid

Product code	40100190
Color	black
Masonry frame mm	410 x 410
External dimensions mm	500 x 500
Weight kg	21,5



Pisla HTT 118

Fireplace door, with glass, without spark grid

Product code	40100110
Color	black
Masonry frame mm	410 x 410
External dimensions mm	500 x 500
Weight kg	15,2



Pisla HTT 126

Oven door, with glass

Product code	40200070
Color	black
Masonry frame mm	275 x 310
External dimensions mm	365 x 410
Weight kg	12



Pisla HTT 127

Oven door, with glass and grid

Product code	40200090
Color	black
Masonry frame mm	275 x 310
External dimensions mm	365 x 410
Weight kg	12,5



Pisla HTT 130

Baking oven door, solid

Product code	40200190
Color	black
Masonry frame mm	440 x 205/155
External dimensions mm	505 x 260/200
Weight kg	11



Pisla HTT 131

Baking oven door, with glass

Product code	40200250
Color	black
Masonry frame mm	440 x 205/155
External dimensions mm	505 x 260/200
Weight kg	10



Pisla HTT 132

Baking oven door, with glass and grid

Product code	40200270
Color	black
Masonry frame mm	440 x 205/155
External dimensions mm	505 x 260x200
Weight kg	10



Pisla HTT 135

Hearth door, solid

Product code	40400010
Color	black
Masonry frame mm	180 x 345
External dimensions mm	230 x 390
Weight kg	8



Pisla HTT 136

Hearth door, with glass

Product code	40400030
Color	black
Masonry frame mm	180 x 345
External dimensions mm	230 x 390
Weight kg	7,7

TIPS FOR GOOD HEATING

- Burn always dry wood
- Do not burn garbage in fireplace
- Couple loads of wood is enough for efficient heating
- Load wood horizontally and fire them on the top with little sticks
- Glass stays cleaner if there is at least 20 cm of space between glass and woods
- Give enough air for burning but not too much! If burning makes very noisy humming sound and drought lifts lots of sparks, you should reduce the air.

Enjoyable moments with heating!



PISLA HTT 300 series

Fireplace doors are traditionally made from cast iron, because it stands heat well.

Today doors are made also from steel and that makes possible to get lighter expression to door. Using steel in doors makes special requirements to it's structure, because bending of steel during heating must be in control.

In 300-series the bending is minimized. The Door is also tested in daily hard use during several winter seasons – without any problems. Doors have ceramic finishing, which sustains high temperatures.



Pisla HTT 301

Fireplace door

Product code	40100410
Color	satın chrome
Masonry frame mm	410 x 410
External dimensions mm	483 x 483
Weight kg	9,6



Pisla HTT 301

Fireplace door

Product code	40100430
Color	satın gray
Masonry frame mm	410 x 410
External dimensions mm	483 x 483
Weight kg	9,6



Pisla HTT 305

Soot door

Product code	40400490
Color	satın chrome
Masonry frame mm	130 x 130
External dimensions mm	160 x 160
Weight kg	0,7



Pisla HTT 305

Soot door

Product code	40400510
Color	satın gray
Masonry frame mm	130 x 130
External dimensions mm	160 x 160
Weight kg	0,7



Pisla HTT 312

Ash door

Product code	40400430
Color	satın chrome
Masonry frame mm	270 x 130
External dimensions mm	315 x 175
Weight kg	1,5



Pisla HTT 312

Ash door

Product code	40400450
Color	satın gray
Masonry frame mm	270 x 130
External dimensions mm	315 x 175
Weight kg	1,5

HTT 400 series



Pisla HTT 401

Fireplace door, tight, draught control

Product code	40100230
Color	black
Masonry frame mm	410 x 410
External dimensions mm	490 x 495
Weight kg	18



Pisla HTT 402

Fireplace door, gas proof, draught control

Product code	40100350	40100370
Color	black	gray
Masonry frame mm	410 x 410	
External dimensions mm	500 x 500	
Weight kg		18



Pisla HTT 426

Oven door, tight, draught control

Product code	40200110
Color	black
Masonry frame mm	270 x 335
External dimensions mm	353 x 413
Weight kg	10,9



Pisla HTT 432 Baking oven door
with glass, gas proof, draught control

Product code	40200530	40200290
Color	black	gray
Masonry frame mm	410 x 230/180	
External dimensions mm	500 x 305/230	
Weight kg	12	



Pisla HTT 431 Baking oven door
with glass, tight, draught control

Product code	40200310	
Color	black	
Masonry frame mm	410 x 230/180	
External dimensions mm	465 x 295/230	
Weight kg	11,8	



Pisla HTT 406

Soot door

Product code	40400130	40400140
Color	black	gray
Masonry frame mm	130 x 65	
External dimensions mm	170 x 95	
Weight kg	1,3	



Pisla HTT 405

Soot door

Product code	40400110	40400120
Color	black	gray
Masonry frame mm	130 x 130	
External dimensions mm	170 x 170	
Weight kg	2,2	



Pisla HTT 412

Ash door

Product code	40400270	40400290
Color	black	gray
Masonry frame mm	270 x 130	
External dimensions mm	320 x 180	
Weight kg	5,1	



Pisla HTT 510 Bay window

fireplace door, draught control, tight

Product code	40100950	40100910
Color	black	gray
Masonry frame mm	520 x 335	
External dimensions mm	605 x 425	
Weight kg	27,5	



Pisla HTT 520 Bay window

fireplace door, draught control, tight

Product code	40100970	40100930
Color	black	gray
Masonry frame mm	655 x 410	
External dimensions mm	742 x 500	
Weight kg	33,5	



Pisla HTT 501

Fireplace door, draught control, tight

Product code	40100270	40100250
Color	black	gray
Masonry frame mm	410 x 410	
External dimensions mm	503 x 525	
Weight kg	17	



Pisla HTT 512

Ash door

Product code	4040041m	40400410
Color	black	gray
Masonry frame mm	270 x 130	
External dimensions mm	320 x 177	
Weight kg	5	



Pisla HTT 505

Soot door

Product code	4040031m	40400310
Color	black	gray
Masonry frame mm	130 x 130	
External dimensions mm	170 x 170	
Weight kg	2,2	



Pisla HTT 506

Soot door

Product code	4040033m	40400330
Color	black	gray
Masonry frame mm	130 x 65	
External dimensions mm	170 x 95	
Weight kg	1,3	

HTT 500 series



Pisla HTT 526

Oven door, draught control, tight

Product code	4020013m	40200130
Color	black	gray
Masonry frame mm		270 x 335
External dimensions mm		365 x 450
Weight kg		14



Pisla HTT 531

Baking oven door, draught control, tight

Product code	40200510	40200410
Color	black	gray
Masonry frame mm		410 x 205/170
External dimensions mm		500 x 290/240
Weight kg		11,5





Pisla HTT 601

Fireplace door

Product code	40100470	40100490
Color	black	gray
Masonry frame mm	410 x 410	
External dimensions mm	490 x 495	
Weight kg	16	

New!



Pisla HTT 602

Fireplace door

Product code	40100510	40100530
Color	black	gray
Masonry frame mm	550 x 410	
External dimensions mm	635 x 497	
Weight kg	20,8	

New!



Pisla HTT 626

Oven door

Product code	40200150	40200170
Color	black	gray
Masonry frame mm	270 x 335	
External dimensions mm	348 x 420	
Weight kg	11,6	



Pisla HTT 631

Baking oven door

Product code	40200630	40200650
Color	black	gray
Masonry frame mm	410 x 230/180	
External dimensions mm	490 x 290	
Weight kg	11,8	

PISLA HTT 600 series

HTT 601 door got immediately after publishing very much positive attention. Today, because demand of markets, that series has grown and includes two fireplace doors, oven door and baking oven door.

HTT 600-series cast iron door has stylish lists and

handle made by brushed stainless steel. The glass of door has elegantly darkened edges.

Doors could be mounted right- or left handed. Doors are tight and they have unobtrusive air draught control in top and bottom of door.



Pisla HTT 605

Soot door

Product code	40400570	40400610
Color	black	gray
Masonry frame mm	130 x 130	
External dimensions mm	170 x 170	
Weight kg	2,4	



Pisla HTT 612

Ash door

Product code	40400550	40400590
Color	black	gray
Masonry frame mm	270 x 130	
External dimensions mm	320 x 180	
Weight kg	5,3	



HTT 114 MASONRY FRAME

steel

For ash doors	HTT 111, 312, 412, 512 and 612
Product code	40400660
External dimensions mm	270 x 130
Weight kg	0,8



HTT 113/6 MASONRY FRAME

steel

For soot doors	HTT 106, 406, 506
Product code	40400620
External dimensions mm	130 x 65
Weight kg	0,4



HTT 140 COAL GRATE DOOR

for baking ovens, steel, hinged

Product code	40200350
Masonry frame mm	270 x 80
External dimensions mm	295 x 110
Weight kg	11,6



HTT 113/5 MASONRY FRAME


steel

For soot doors	HTT 105, 405, 505 and 605
Product code	40400640
External dimensions mm	130 x 130
Weight kg	0,5



HTT 112 ASH REMOVAL BOX

for ash doors	HTT 111, 312, 412, 512 and 612
Product code	40400230
External dimensions mm	225 x 100 x 425
Weight kg	1,3



HTT 445 BACK PLATE FOR

410 x 410 cm FIREPLACE DOORS, steel

Product code	40101110	40101120
Color	black	gray
Masonry frame mm	430 x 430	
External dimensions mm	600 x 700	
Weight kg	2,5	



HTT 133 BACK PLATE FOR

BAKING OVEN DOORS 130,131 and 132, steel

Product code	40200390	
Color	black	
Masonry frame mm	450 x 165/215	
External dimensions mm	600 x 450	
Weight kg	1,8	



HTT 435 BACK PLATE FOR

BAKING OVEN DOORS 431 and 432, steel

Product code	40200370	40200380
Color	black	gray
Masonry frame mm	425 x 195/250	
External dimensions mm	600 x 450	
Weight kg	1,8	



HTT 535 BACK PLATE FOR

BAKING OVEN DOORS 531 and 631, steel

Product code	40200440	40200430
Color	black	gray
Masonry frame mm	425 x 185/220	
External dimensions mm	600 x 450	
Weight kg	2	



HTT 455 BACK PLATE FOR

ASH DOORS 111, 412, 512 and 612, steel

Product code	40400250	40400260
Color	black	gray
Masonry frame mm	275 x 135	
External dimensions mm	420 x 230	
Weight kg	0,9	



HTT 1A STOVE TOP

WITHOUT FRAME

Includes	HTT 1 KL cooking plate
Product code	40300050
Color	black
External dimensions mm	440 x 310
Weight kg	8



HTT 3A STOVE TOP

Includes	HTT 3 KL and 4 KL cooking plates	
Product code		40300010
Color		black
Masonry frame mm		959 x 624
External dimensions mm		985 x 650
Weight kg		51



HTT 5A STOVE TOP

Includes	HTT 1 KL ja 2 KL cooking plates
Product code	40300030
Color	black
Masonry frame mm	673 x 433
External dimensions mm	700 x 460
Weight kg	28



HTT 3 A INNER PART FOR STOVE TOP 1

Suitable	3 KL Ø 325 mm
Product code	40300210
Color	black
External dimensions mm	392 x 528
Weight kg	7,6



HTT 3 A INNER PART FOR STOVE TOP 2

Suitable	4 KL Ø 393 mm
Product code	40300230
Color	black
External dimensions mm	480 x 530
Weight kg	9



HTT 5 A INNER PART FOR STOVE TOP

Suitable	1 KL Ø 207 mm and 2 KL 263 mm
Product code	40300250
Color	black
External dimensions mm	580 x 343
Weight kg	7,8



HTT COOKING PLATE (1KL, 2KL, 3KL, 4KL)

1KL	
Product code	40300130
External dimensions mm	Ø 207
Weight kg	2,5
2KL	
Product code	40300150
External dimensions mm	Ø 263
Weight kg	3,5
3KL	
Product code	40300170
External dimensions mm	Ø 325
Weight kg	6
4KL	
Product code	40300190
External dimensions mm	Ø 393
Weight kg	8,4



HTT 201 BAKING OVEN WITH GLASS

Product code	40700030
Color	black
Oven dimensions mm	290 x 245 x 475
Weight kg	22,8



HTT 211 BAKING OVEN DOOR WITH GLASS

Product code	40700070
Color	black
Masonry frame mm	280 x 240
External dimensions mm	345 x 285
Weight kg	6,8




HTT PAIL

Product code	41702120
Materiaali/Color	zinc plated
Size	10 L
Weight kg	0,8



HTT 1B GRATE

Product code 40600010
Internal dimensions mm 135 x 240
External dimensions mm 135 x 290
Weight kg 1,7



HTT 1 GRATE

Product code 40600070
Internal dimensions mm 195 x 360
External dimensions mm 260 x 415
Weight kg 8




HTT 1D GRATE

Product code 40600330
Internal dimensions mm 135 x 215
External dimensions mm 135 x 250
Weight kg 1,3



HTT 2 GRATE

Product code 40600030
Internal dimensions mm 110 x 365
External dimensions mm 110 x 400
Weight kg 3,1




HTT 2K GRATE

suitable for hearth doors
Product code 40600110
Internal dimensions mm 135 x 425
External dimensions mm 175 x 425
Weight kg 4,6



HTT 3 GRATE

Product code 40600050
Internal dimensions mm 140 x 345
External dimensions mm 140 x 390
Weight kg 3,5



HTT 3B GRATE

Product code 40600090
Internal dimensions mm 210 x 345
External dimensions mm 210 x 405
Weight kg 5



HTT 3K GRATE

Product code 40600130
Internal dimensions mm 165 x 410
External dimensions mm 210 x 410
Weight kg 5,5



HTT 12 GRATE

Product code 40600210
Internal dimensions mm 255 x 260
External dimensions mm 255/290 x 260
Weight kg 3,8



HTT 47 GRATE

Product code 40600230
Internal dimensions mm 220 x 325
External dimensions mm 220 x 325
Weight kg 5,5



HTT 57 GRATE

Product code 40600250
Internal dimensions mm 240 x 415
External dimensions mm 240 x 415
Weight kg 8,2



HTT LIPPA-GRATE

Product code 40600170
Internal dimensions mm 175 x 345
External dimensions mm 175 x 410
Weight kg 4



HTT 40 DAMPER

Product code 40500010
Internal dimensions mm 160 x 160
External dimensions mm 215 x 215
Weight kg 3,2



HTT 50P DAMPER

Product code 40500030
Internal dimensions mm 160 x 230
External dimensions mm 215 x 280
Weight kg 4



HTT 50S DAMPER

Product code 40500110
Internal dimensions mm 230 x 160
External dimensions mm 280 x 215
Weight kg 3,3



HTT 60P DAMPER

Product code 40500050
Internal dimensions mm 160 x 300
External dimensions mm 215 x 350
Weight kg 4,6



HTT 60S DAMPER

Product code	40500130
Internal dimensions mm	300 x 160
External dimensions mm	350 x 215
Weight kg	4,2



HTT 80 TURNING DAMPER

Product code	40500230
Internal dimensions mm	160 x 300
External dimensions mm	330 x 190
Weight kg	5



HTT 70 SUMMER DAMPER

Product code	40500310
Internal dimensions mm	220 x 220
External dimensions mm	220 x 220 x 205
Weight kg	11



COVER FOR DAMPER 40/50P/60P

Product code (black)	40500340
Product code (white)	40500360
External dimensions mm	315 x 72
Weight kg	0,3



HTT 75 SUMMER DAMPER

Product code	40500290
Internal dimensions mm	150x250
External dimensions mm	250 x 155 x 180
Weight kg	9,7



COVER FOR DAMPER 50S

Product code (white)	40500400
Product code (black)	40500380
External dimensions mm	375 x 72
Weight kg	0,3



COVER FOR DAMPER 60S

Product code (white)	40500440
Product code (black)	40500420
External dimensions mm	450 x 72
Weight kg	0,4

Soot door 826

Product code	Color	External dimensions mm	Weight kg
41700010	nickel	125	0,18
41700020	nickel	125	0,19
41700030	nickel	75 x 150	0,21
41700040	nickel	75 x 150	0,21
41700110	brass	125	0,19
41700120	brass	125	0,19
41700130	brass	75 x 150	0,21
41700140	brass	75 x 150	0,21
41701510	zinc plated/white	125	0,2
41701530	zinc plated/white	75 x 150	0,2
41701550	zinc plated/black	125	0,2
41701570	zinc plated/black	75 x 150	0,2



New!

FLOOR PROTECTION SHEET 828



Product code	Color	External dimensions cm	Weight kg
41700210	zinc plated	40 x 60	1,2
41700250	zinc plated	40 x 70	1,5
41700290	zinc plated	40 x 100	2,0
41700230	antique copper	40 x 60	1,2
41700270	antique copper	40 x 70	1,6
41700310	antique copper	40 x 100	2,0
41700410	brass	40 x 60	1,3
41700450	brass	40 x 70	1,6
41700490	brass	40 x 100	2,2
41700610	copper	40 x 60	1,3
41700650	copper	40 x 70	1,7
41700690	copper	40 x 100	2,2
41700810	stainless steel	40 x 60	1,4
41700850	stainless steel	40 x 100	2,3
41700870	matt black	40 X 60	1,3
41700890	matt black	40 X 70	2,3
41700910	matt black	40 X 100	2,3



FLOOR PROTECTION SHEET 829 half round, for ø 78 cm:n oven

Product code	Color	External dimensions cm	Weight kg
41701010	zinc plated	40 x 60	1,3
41701050	brass	40 x 60	1,4
41701090	copper	40 x 60	1,4



FLOOR PROTECTION GLASS hardened

Product code	Color	External dimensions mm	Weight kg
41701110	gray	4 x 400 x 600	2,6
41701130	clear	4 x 400 x 600	2,6
41701210	gray	4 x 500 x 1000	5,3
41701230	clear	4 x 500 x 1000	5,3



FLOOR PROTECTION SHEET BAY WINDOW

Product code	Color	External dimensions mm	Weight kg
41700510	brass	850 x 590 / 450 x 410	2,30
41700630	copper	850 x 590 / 450 x 410	2,30
41700670	antique copper	850 x 590 / 450 x 410	2,20
41700830	stainless steel	850 x 590 / 450 x 410	2,50

New!



HEAT RESISTANT GLUE

thermal resistance	1000 °C
Product code	49900700
Size	17 ml



HTT GRILL GRID

steel	
Product code	49900070
External dimensions mm	300 x 250
Weight kg	1,53

New!



FIBERGLASS ROPE

for door tightening

Size	Product code
6 mm / 2 m	49900720
8 mm / 2 m	49900740
10 mm / 2 m	49900760
Weight kg	0,01



HTT ASH REMOVAL BOX

Product code	41702080
External dimensions mm	300 x 120 x 330
Weight kg	3



THERMOMETER FOR BAKING OVEN

Product code	49901280
Color	stainless steel
Size mm	150
Weight kg	0,05
Product code	49901300
Color	stainless steel
Size mm	200
Weight kg	0,06
Product code	49901320
Color	stainless steel
Size mm	300
Weight kg	0,07



CERAMIC STOVE ROPE

Product code	49900820
Size	3 mm / 3 m
Weight kg	0,02
Product code	49900840
Size	6 mm / 3 m
Weight kg	0,05
Product code	49900860
Size	8 mm / 3 m
Weight kg	0,09



HTT LOG CARRIER

Product code	49900010
Color	steel/wooden, black
External dimensions mm	290 x 480
Weight kg	1,8



HTT LOG CARRIER

Product code	49900090
Color	stainless steel/black
External dimensions mm	365 x 475 x 350
Weight kg	2,8



HTT FIREPLACE DOOR GLASS CLEANER

Product code	49901050
Weight kg	0,4



REPAIR PAINT FOR FIREPLACE DOORS

Product code (black)	49901010
Product code (gray)	49901030
Weight kg	0,4



HTT PELLETT BOX

for fireplaces with grate

Product code	49900030
Color	steel
External dimensions mm	215 x 300 x 200
Weight kg	5,55



HTT THERMOMETER FOR BAKING OVEN

Product code 49901340
Materiaali/Color stainless steel
Size 62x68x61 mm
Weight kg 0,44



HTT ASH SHOVEL

Product code 41702100
Materiaali/Color black
Size ~ 400x140 mm
Weight kg 0,43



HTT ASH SHOVEL

Product code 41702060
Materiaali/Color black / woosen
Size 700 mm
Weight kg 0,7



HTT ASH RAKE

Product code 41702040
Materiaali/Color black/wooden
Size 700 mm
Weight kg 0,5



HTT ASH RAKE

for baking oven

Product code 41702140
Materiaali/Color black/wooden
Size 1200 mm
Weight kg 0,9



HTT ASH BRUSH

Product code 41702020
Materiaali/Color wooden
Size 1200 mm
Weight kg 0,7



HTT BREAD PEEL

Veera

Product code 41701980
Materiaali/Color asp
Size 60 cm
Weight kg 0,64



HTT BREAD PEEL

Veera

Product code 41702000
Materiaali/Color asp
Size 120 cm
Weight kg 1,06



GRILL FORK

traditional

Product code 41702500
Materiaali/Color steel/wooden
Size 765 mm
Weight kg 0,09



GRILL FORK

curved

Product code 41702520
Materiaali/Color steel/wooden
Size 720 mm
Weight kg 0,09



HTT FIREPLACE TOOL SETS

Model	Product code	Color	Weight kg
HTT 780	1 41702300	chrome	2,73
HTT 790	2 41702160	cast iron	4,40
HTT 810	3 41702180	stainless steel	3,20
HTT 830	4 41702200	black	4,50
HTT 840	5 41702220	gray	3,50
HTT 850	6 41702240	Stainless steel	3,77
HTT 860	7 41702260	Stainless steel	4,04
HTT 870	8 41702280	steel	3,44

SPARE

Product code	Dimensions mm	Weight kg
49900110	GLASS 1/ for doors HTT 102, 116 ja 117 155 x 300 x 4	0,6
49900130	GLASS 2/ for doors HTT 107 and 108 210 x 345 x 4	1,0
49900150	GLASS 3/ for doors HTT 126 and 127 96 x 225 x 4	0,4
49900170	GLASS 4/ for doors HTT 131 and 132 350 x 122 x 4	0,7
49900190	GLASS 5/ for baking oven HTT 201 220 x 157 x 4	0,4
49900210	GLASS 6/ for door HTT 401 433 x 380 x 4	2,3
49900230	GLASS 7/ for door HTT 431 340 x 177 x 4	0,9
49900250	GLASS 8/ for door HTT 426 309 x 298 x 4	1,0
49900510	GLASS 9/ for door HTT 402 382 x 359 x 4	2,1
49900530	GLASS 10/ for door HTT 432 344 x 359 x 4	0,8
49900550	GLASS 11/ for door HTT 501 430 x 430 x 4	2,6
49900570	GLASS 12/ for door HTT 531 425 x 214 x 4	1,3
49900910	GLASS 13/ for door HTT 301 430 x 430 x 4	2,6
49900950	GLASS 15/ for door HTT 601 418 x 465 x 4	2,6
49900970	GLASS 16/ for door HTT 631 418 x 235 x 4	1,6
49900410	SPARK GRID 1/ for doors HTT 102, 115, 116 ja 117 190 x 385	5,0
49900430	SPARK GRID 2/ for doors HTT 107 and 108 260 x 455	7,5
49900450	SPARK GRID 3/ for doors HTT 126 and 127 125 x 285	2,1
49900630	KNOB FOR DAMPER	M8 0,1
49900610	HTT KNOB FOR FIREPLACE DOOR	M6 0,1
49902020	KNOB SET 1(for HTT 102,107,108)	0,5
49902040	KNOB SET 2 (for HTT 115,116,117)	0,9
49902060	KNOB SET 3 (for HTT 126,127)	0,6
49902080	KNOB SET 4 (for HTT 130,131,132)	0,7
49902100	KNOB SET 5 (for HTT 135, 136)	0,4



Reseller:

Masonry Heater Builders
Ardovie lodge
Brechin, Scotland
DD9 6ST
Tel: +44 (0)1356 623880
mobile: +44 (0)7784 342 515
www.stovemason.co.uk
martin@stovemason.co.uk